



## Report of Teachers feedback on curriculum

IQAC of the college collected feedback on curriculum from teachers through online mode. A questionnaire designed by the members of the IQAC was used for obtaining the responses of teachers. The questionnaire included questions related to quality and depth of the syllabus, teaching facilities, availability of learning resources, workload per semester, effectiveness of the programme to develop analytical and logical skills, pursue higher studies in the subject, career prospects, etc. The feedback was collected separately from teachers of departments offering UG and PG programmes and the departments offering complementary courses. The collected data was analyzed and the findings are as follows:

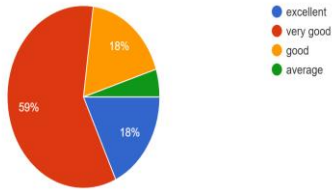
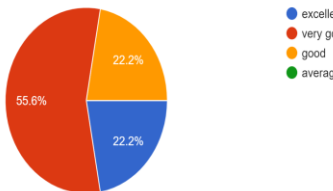
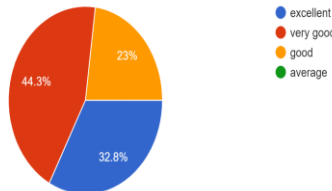
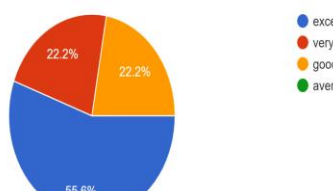
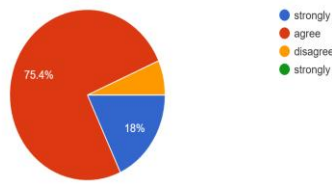
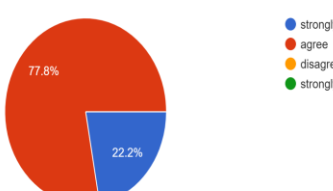
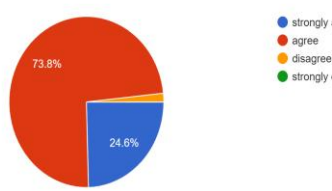
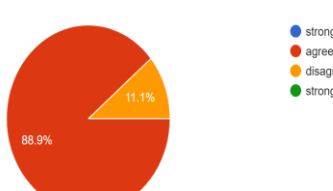
A total of 61 responses were received. 95% of the teachers of the departments offering UG and PG programmes were highly satisfied with the quality and depth of syllabus of the entire programme of which 59% rated it as very good. 100% of the teachers were content with the teaching facilities of the college. 44% of them opined it to be very good. 94% of the teachers agree that the syllabus is competent enough to develop the analytical and logical skills of the students. 100% of the teachers agreed that the curriculum inspires the students to pursue further studies. As per the opinion of 93.4% of the teachers the career prospects of the curriculum is good enough. 95.1% of the teachers were satisfied with the learning resources of the college.

/Among the teachers of the departments offering complementary courses 100% of the teachers were satisfied with the quality and depth of the syllabus. 56% of them rated it as very good. All the teachers were satisfied with the teaching facilities of the college and 56% of the teachers rated it as excellent. 78% of the teachers agree that the syllabus is competent enough to develop the analytical and logical skills of the students. As per the opinion of 89% of the teachers, the intended Programme Outcomes and Course Outcomes are attained. 78% of the teachers agree that the curriculum inspires the students to pursue further studies. As per the opinion of all the teachers, the curriculum is competent for career prospects. 44% of the teachers rated the career prospects of the curriculum as very good. All the teachers were contented with the learning resources of the college and are excellent as per the opinion of 44% of the teachers. 100% of the teachers consider the programme to be effective in inspiring them to pursue further studies in the subject.

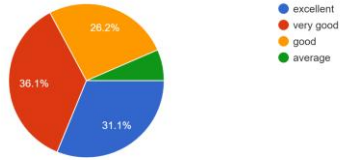


  
PRINCIPAL  
SREE NARAYANA COLLEGE  
CHERTHALA

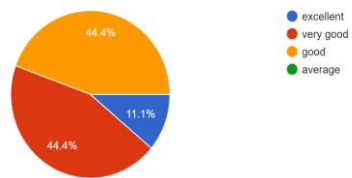
## Teacher's Feedback Analysis on the Curriculum

Departments offering UG & PG Courses	Departments offering complementary Courses																				
<p>How would you rate the quality and depth of syllabus of the entire programme? 61 responses</p>  <table border="1"> <thead> <tr> <th>Rating</th> <th>Percentage</th> </tr> </thead> <tbody> <tr> <td>excellent</td> <td>18%</td> </tr> <tr> <td>very good</td> <td>59%</td> </tr> <tr> <td>good</td> <td>18%</td> </tr> <tr> <td>average</td> <td>5%</td> </tr> </tbody> </table>	Rating	Percentage	excellent	18%	very good	59%	good	18%	average	5%	<p>How would you rate the quality and depth of syllabus of the entire programme? 9 responses</p>  <table border="1"> <thead> <tr> <th>Rating</th> <th>Percentage</th> </tr> </thead> <tbody> <tr> <td>excellent</td> <td>22.2%</td> </tr> <tr> <td>very good</td> <td>55.6%</td> </tr> <tr> <td>good</td> <td>22.2%</td> </tr> <tr> <td>average</td> <td>0%</td> </tr> </tbody> </table>	Rating	Percentage	excellent	22.2%	very good	55.6%	good	22.2%	average	0%
Rating	Percentage																				
excellent	18%																				
very good	59%																				
good	18%																				
average	5%																				
Rating	Percentage																				
excellent	22.2%																				
very good	55.6%																				
good	22.2%																				
average	0%																				
<p>How would you rate the teaching-learning facilities of the college? 61 responses</p>  <table border="1"> <thead> <tr> <th>Rating</th> <th>Percentage</th> </tr> </thead> <tbody> <tr> <td>excellent</td> <td>32.8%</td> </tr> <tr> <td>very good</td> <td>44.3%</td> </tr> <tr> <td>good</td> <td>23%</td> </tr> <tr> <td>average</td> <td>0%</td> </tr> </tbody> </table>	Rating	Percentage	excellent	32.8%	very good	44.3%	good	23%	average	0%	<p>How would you rate the teaching-learning facilities of the college? 9 responses</p>  <table border="1"> <thead> <tr> <th>Rating</th> <th>Percentage</th> </tr> </thead> <tbody> <tr> <td>excellent</td> <td>55.6%</td> </tr> <tr> <td>very good</td> <td>22.2%</td> </tr> <tr> <td>good</td> <td>22.2%</td> </tr> <tr> <td>average</td> <td>0%</td> </tr> </tbody> </table>	Rating	Percentage	excellent	55.6%	very good	22.2%	good	22.2%	average	0%
Rating	Percentage																				
excellent	32.8%																				
very good	44.3%																				
good	23%																				
average	0%																				
Rating	Percentage																				
excellent	55.6%																				
very good	22.2%																				
good	22.2%																				
average	0%																				
<p>The syllabus helps to develop analytical, logical, technical and creative skills of students 61 responses</p>  <table border="1"> <thead> <tr> <th>Rating</th> <th>Percentage</th> </tr> </thead> <tbody> <tr> <td>strongly agree</td> <td>18%</td> </tr> <tr> <td>agree</td> <td>75.4%</td> </tr> <tr> <td>disagree</td> <td>6.6%</td> </tr> <tr> <td>strongly disagree</td> <td>0%</td> </tr> </tbody> </table>	Rating	Percentage	strongly agree	18%	agree	75.4%	disagree	6.6%	strongly disagree	0%	<p>The syllabus helps to develop analytical, logical, technical and creative skills of students 9 responses</p>  <table border="1"> <thead> <tr> <th>Rating</th> <th>Percentage</th> </tr> </thead> <tbody> <tr> <td>strongly agree</td> <td>22.2%</td> </tr> <tr> <td>agree</td> <td>77.8%</td> </tr> <tr> <td>disagree</td> <td>0%</td> </tr> <tr> <td>strongly disagree</td> <td>0%</td> </tr> </tbody> </table>	Rating	Percentage	strongly agree	22.2%	agree	77.8%	disagree	0%	strongly disagree	0%
Rating	Percentage																				
strongly agree	18%																				
agree	75.4%																				
disagree	6.6%																				
strongly disagree	0%																				
Rating	Percentage																				
strongly agree	22.2%																				
agree	77.8%																				
disagree	0%																				
strongly disagree	0%																				
<p>The programme attains the intended Programme Outcomes and Course Outcomes 61 responses</p>  <table border="1"> <thead> <tr> <th>Rating</th> <th>Percentage</th> </tr> </thead> <tbody> <tr> <td>strongly agree</td> <td>24.6%</td> </tr> <tr> <td>agree</td> <td>73.8%</td> </tr> <tr> <td>disagree</td> <td>1.6%</td> </tr> <tr> <td>strongly disagree</td> <td>0%</td> </tr> </tbody> </table>	Rating	Percentage	strongly agree	24.6%	agree	73.8%	disagree	1.6%	strongly disagree	0%	<p>The programme attains the intended Programme Outcomes and Course Outcomes 9 responses</p>  <table border="1"> <thead> <tr> <th>Rating</th> <th>Percentage</th> </tr> </thead> <tbody> <tr> <td>strongly agree</td> <td>11.1%</td> </tr> <tr> <td>agree</td> <td>88.9%</td> </tr> <tr> <td>disagree</td> <td>0%</td> </tr> <tr> <td>strongly disagree</td> <td>0%</td> </tr> </tbody> </table>	Rating	Percentage	strongly agree	11.1%	agree	88.9%	disagree	0%	strongly disagree	0%
Rating	Percentage																				
strongly agree	24.6%																				
agree	73.8%																				
disagree	1.6%																				
strongly disagree	0%																				
Rating	Percentage																				
strongly agree	11.1%																				
agree	88.9%																				
disagree	0%																				
strongly disagree	0%																				

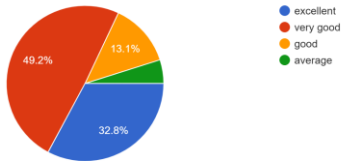
Career prospects of the students in the programme.  
61 responses



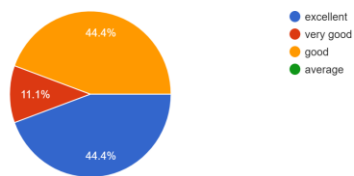
Career prospects of the students in the programme.  
9 responses



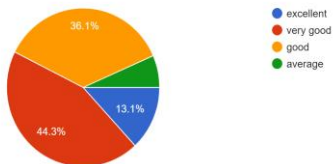
How would you rate the availability and accessibility of learning resources within the institution ?  
61 responses



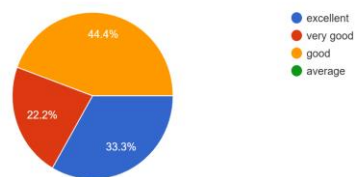
How would you rate the availability and accessibility of learning resources within the institution ?  
9 responses



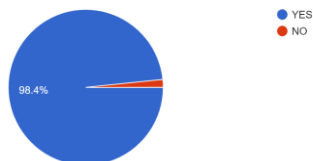
How would you rate the workload per semester?  
61 responses



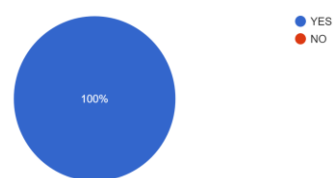
How would you rate the workload per semester?  
9 responses



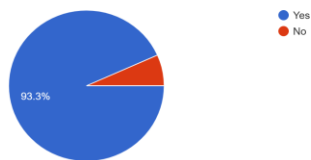
Do you think that all the subjects pursued under ug/pg program are sufficient and will equip the students towards higher studies ?  
61 responses



Do you think that all the subjects pursued under ug/pg program are sufficient and will equip the students towards higher studies ?  
9 responses



Do you think that all the subjects pursued under ug/pg program are sufficient and will equip the students towards employability ?  
60 responses



Do you think that all the subjects pursued under ug/pg program are sufficient and will equip the students towards employability ?  
8 responses

